

As a EuroHeat&Power International subscriber, you will have access to all e-magazines during the term of your subscription.

Please note that these instructions only apply to customers who have concluded a subscription directly through us at EW Medien und Kongresse GmbH.

Initial set-up for subscribers

We generally recommend setting up online access for your web browser first of all, in order to have access to EuroHeat&Power's e-magazines both through your web browser and through the EuroHeat&Power app (available for iOS, Android and Amazon Kindle). One-off registration is required, with an e-mail address and a password of your choice. Following registration, you can activate your subscription with your subscription code. You can then also use your subscription with your e-mail/password combination using a mobile app.

Initial set-up in the web browser (for subscribers)

1. In order to set up access to EuroHeat &Power's e-magazine, please go to the following website with your browser: www.ehp-magazine.com/e-magazine

First click on the menu icon (see Fig. 1).

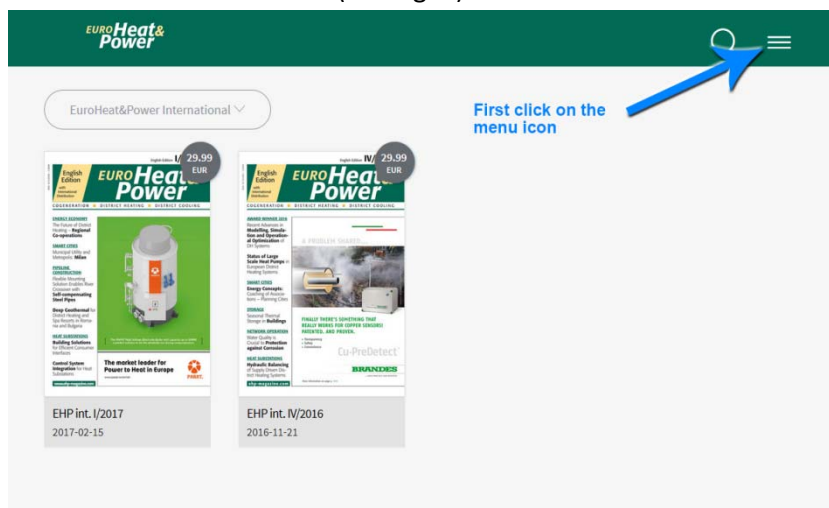


Fig. 1: Click on the menu icon.

Now select the menu option *sign up* (see Fig. 2).

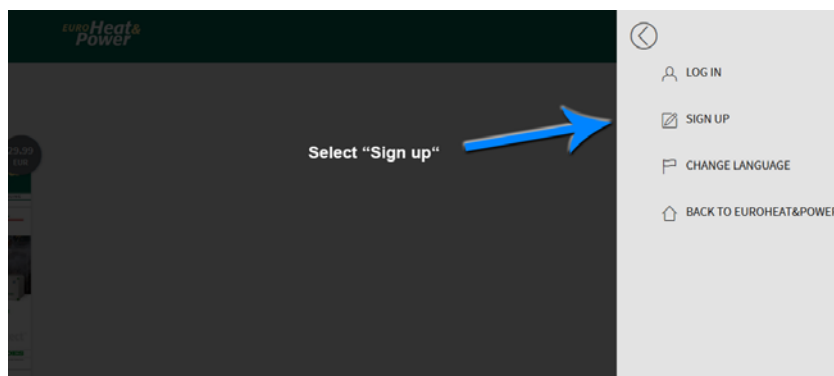


Fig. 2: Select "Sign up".

Do you have any other questions?

Contact: Subscription Service EW Medien und Kongresse

E-mail: ew-medien-leserservice@vuserice.de

2. Then enter your e-mail address and save a password, to be chosen at your discretion, **independently of the subscription number we send you** (see Fig. 3). **Please make a note of the password**, as it will be requested in future each time you want to access on-line editions using a browser. Close the *Sign up* process by clicking on the button (see Fig. 3). You have now completed registration on the system. You will **not** receive a confirmation e-mail.

Fig. 3: Enter your data and choose a password.

3. Now go straight back to the menu and select the menu option *Subscription code / Unlock code* (see Fig. 4).

Fig. 4: Select "Subscription code / Unlock code".

In the next window, enter the **subscription code** (your nine-digit subscription number) which you received from us (see Fig. 5). The subscription number can be found, for example, on the address label of the print edition of *EuroHeat&Power* sent to you.

Fig. 5: Enter your subscription code / Specimen address label.

EW Medien und Kongresse GmbH – Kleyerstraße 88 – 60326 Frankfurt am Main
PVSt, Deutsche Post AG, Entgelt bezahlt, 09790
09790 #123456789# 1216
Musterunternehmen
Frau
Beispiel Musterfrau
Musterangestellte
Musterstraße 12
12345 Musterdorf

Ihre Abo-Nummer

The e-magazines will be activated for you immediately. You have now finished setting up your account and have access to *EuroHeat&Power's* e-magazines through your web browser. If you close your browser and want renewed access to the online offer using a different browser or from a different location, please enter the e-mail address/password combination as described in step 2.

Do you have any other questions?

Contact: Subscription Service EW Medien und Kongresse

E-mail: ew-medien-leserservice@vuserice.de

Set-up for mobile devices (for subscribers)

N.B.: Please follow the above instructions for initial set-up of your account in a web browser and then follow the rest of the instructions on this page.

1. Download the free *EuroHeat&Power* app on to your mobile device. The *EuroHeat&Power* app is available for Apple, Android and Amazon Kindle devices. You can find the appropriate links at www.ehp-magazine.com
2. Boot up the *EuroHeat&Power* app. and click on the *menu* icon (see Fig. 6).

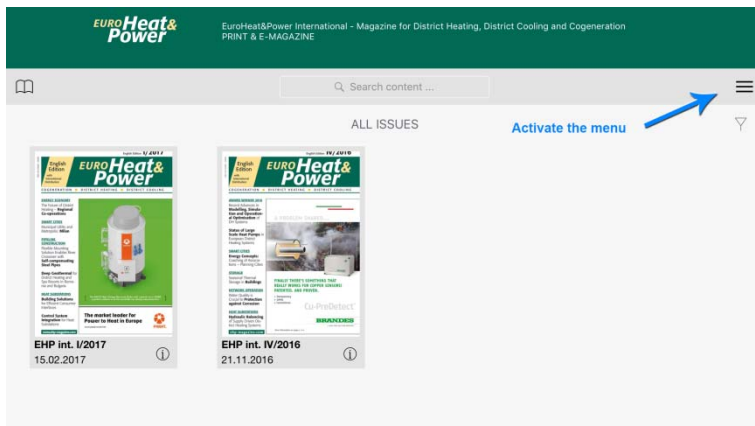


Fig. 6: Activate the menu.

Now click on *Log in / Sign up* (see Fig. 7) and enter the e-mail/password combination you entered previously in the web browser. This activates the subscription.

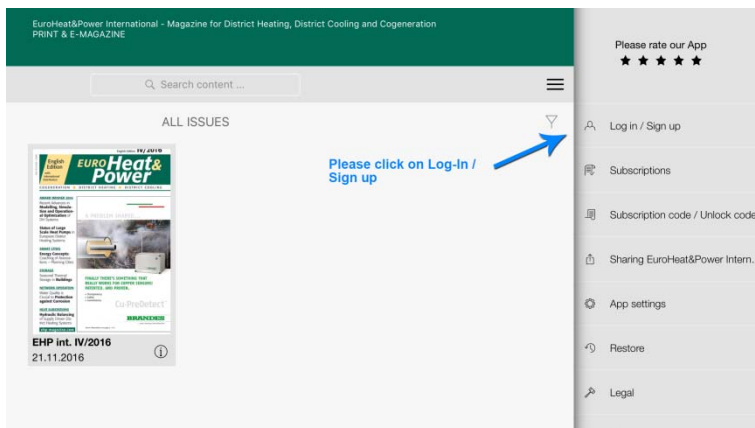


Fig. 7: Please enter your registration data.

Alternative procedure for mobile devices (not recommended)

N.B.: Another alternative procedure is available for activating mobile devices, which, however, we do **not expressly recommend**. You can also enter your subscription code directly into your mobile apps. (see Fig. 8).

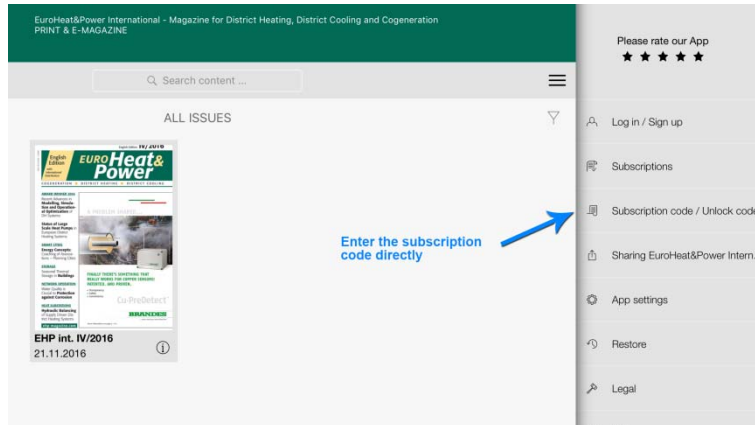


Fig. 8: Enter the subscription code directly.